



April 2020
TH&A Monthly Training

*Clean-Up Your Floor
Plan Dimensions.*

Do you have a
20-20 question?

Ask your MasterBrand
Representative!

TH&A

Todd Haley & Associates

Ginny Edens**Your Store Representative**

770-424-7518 office
gedens@toddhaley.com

Josh Wilson

205-259-8141 cell
jwilson@toddhaley.com

Judson Haley

770-769-6809 cell
jhaley@toddhaley.com

Michelle Hlavaty

678-468-5103
michelleh@toddhaley.com

Mike Wilson

770-310-5710 cell
mwilson@toddhaley.com

Paul Cunningham

615-681-2686 cell
pcunningham@toddhaley.com

Sherry Grooms

910-367-3913
sgrooms@toddhaley.com

Thomas D. Clarke

225-240-0529 cell
tclarke@toddhaley.com

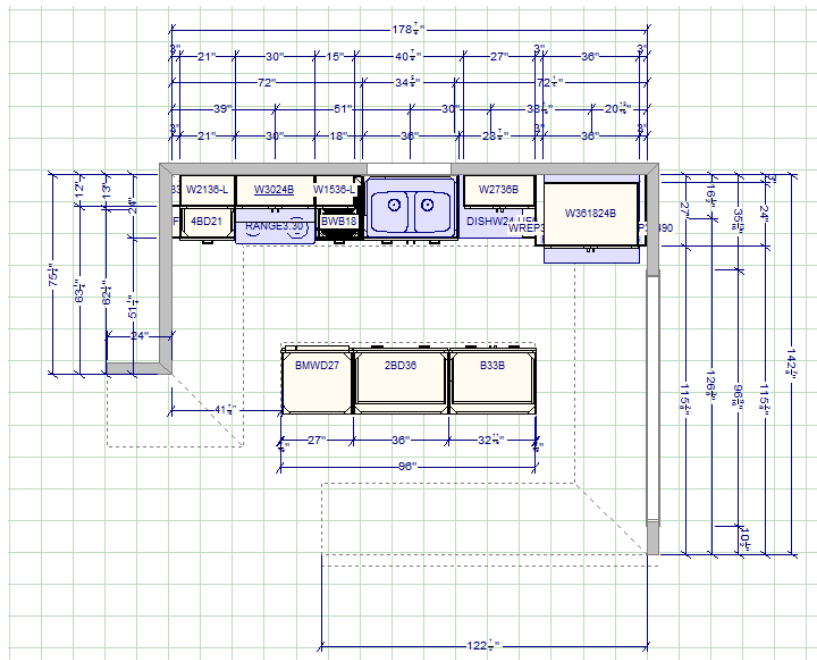
Valerie Hurst

704-493-4977 cell
vhurst@toddhaley.com

www.thomasvillecabinetry.com
www.homedepot.com

Thomasville Experience: Clean-Up Your Floor Plan Dimensions

**Do your floor plans look like this?
Cluttered with too many dimension lines?
Follow these steps to clean it up. Right click on your
grid. Select Display Settings.**



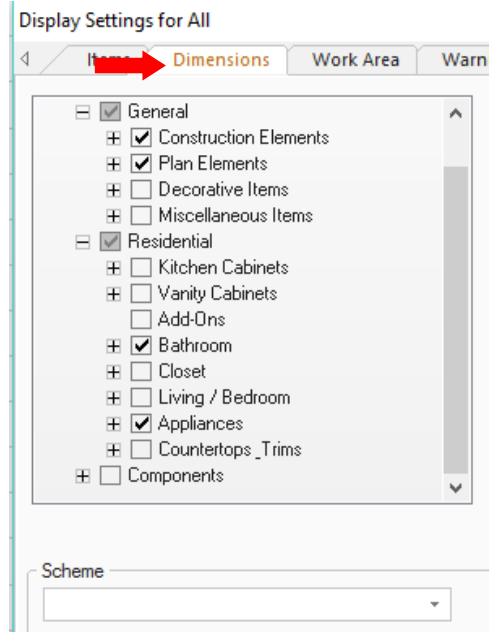
**Under the Dimensions Tab:
Uncheck all boxes except for:**

- ◆ Construction Elements
- ◆ Plan Elements
- ◆ Bathroom (continuous center)
- ◆ Appliances (continuous center)

Click Save As:

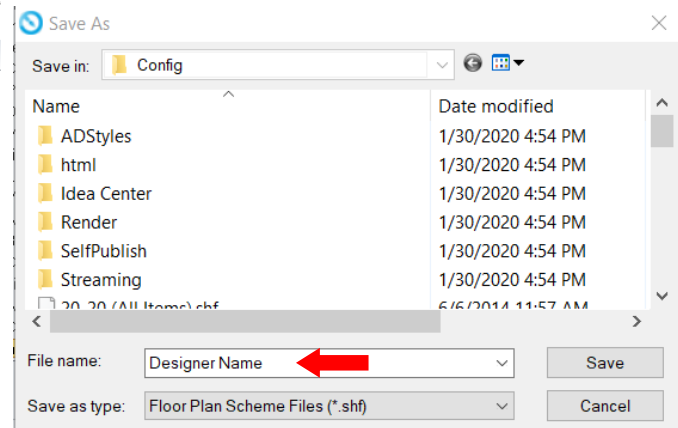
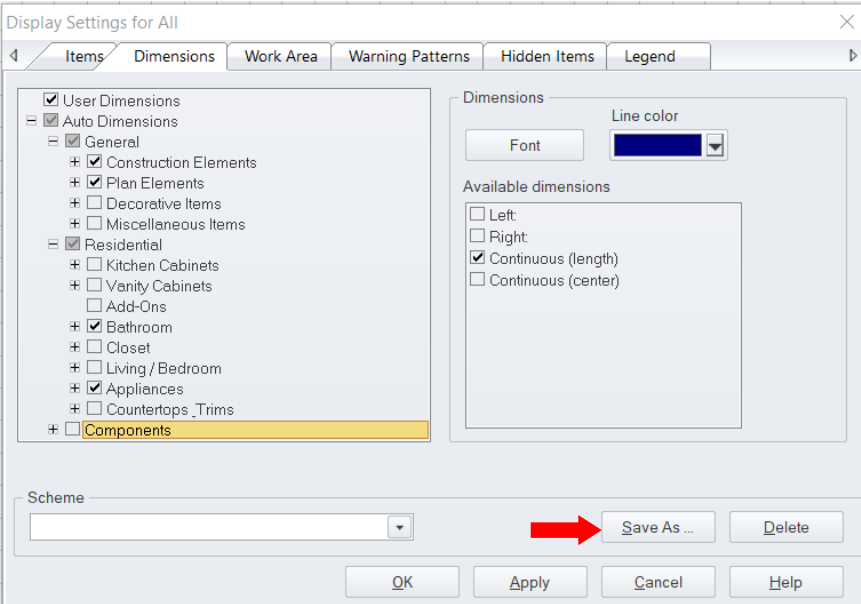
**Type in your name for the
file name, Save and click
Apply.**

**These Floor Plan Dimension
settings mirror the NKBA
Guideline for dimensions.**

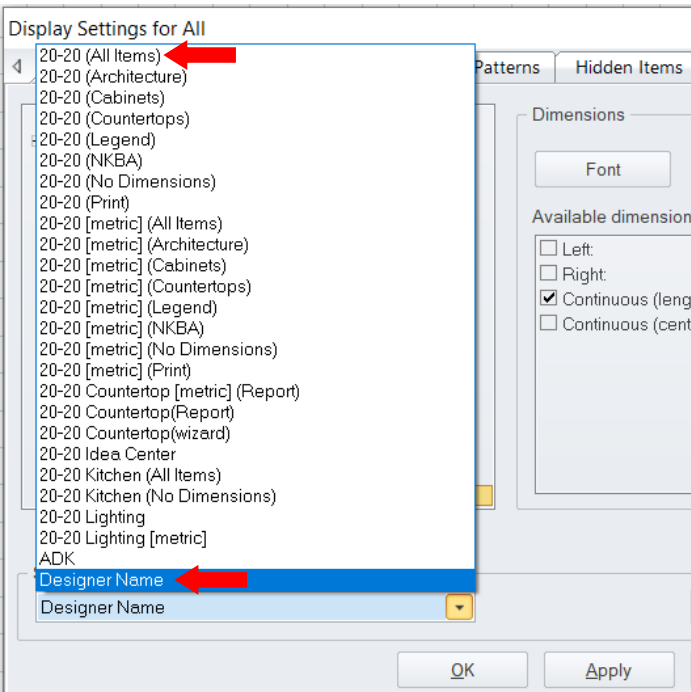


See Next Page to continue:

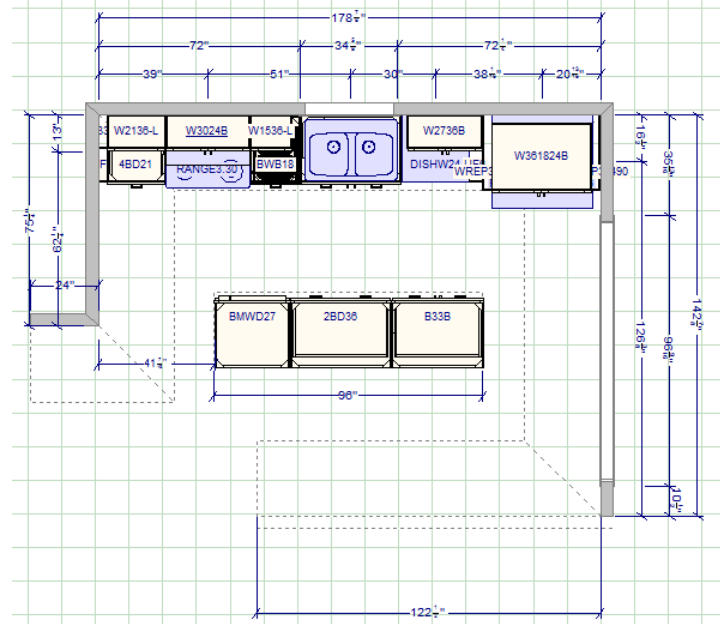
Thomasville Experience: Clean-Up Your Floor Plan Dimensions



Once you have created this setting you can easily switch from All dimensions to your personal setting.



To Return All dimensions select (All Items) under Scheme drop down, or Your Name when you want to clean it up and hit Apply.



It's that Easy!
Thomasville, We Are Home Depot!

Thomasville Cabinetry
Available only at Home Depot!
We are Home Depot!

