



September 2022  
TH&A Monthly Training  
[www.THAHD.com](http://www.THAHD.com)

*Thomasville Experience:*  
**GSV Clear  
& Switching Items**  
Do you have a  
20-20 question?

Ask your  
Thomasville Representative!

**TH&A**

Todd Haley &amp; Associates

**Your Store Representative****Paul Cunningham**

**615-681-2686 cell**  
pcunningham@toddhaley.com

**Adam Johnson**

**678-736-9934**  
ajohnson@toddhaley.com

**Ginny Edens**

**770-424-7518 office**  
gedens@toddhaley.com

**Thomas D. Clarke CKD**

**225-240-0529 cell**  
tclarke@toddhaley.com

[www.thomasvillecabinetry.com](http://www.thomasvillecabinetry.com)  
[www.homedepot.com](http://www.homedepot.com)

## Thomasville Experience: GSV & Switching Items

Always **DWYSBO**, Design With Your Spec Book Open!


Two Reasons why it's important to **CLEAR** your current catalog selections.

- 1) You recently had a catalog update.
- 2) You are changing door style, finish, etc.

Under the ITEMS menu, open the Styles and Pricing window and double click on the selected door style. If that does not open the Global Style Validation window select Unset then Add.

Styles & Pricing

Design Charges Catalog Styles



	Style	Value
1	Door Styles	Yuma Painted Square 
2	Drawer Front Option	5-Piece Drawer Fronts
3	Door Pulls	{No Door Pulls}
4	Drawer Pulls	{No Drawer Pulls}
5	Construction Option	Standard Box Construction
6	Finish Options	White (+18%)

Clicking Add will open the GSV Page.

Add

Edit

Unset

Once the GSV window is open, look for the three horizontal   bars in the top right corner.

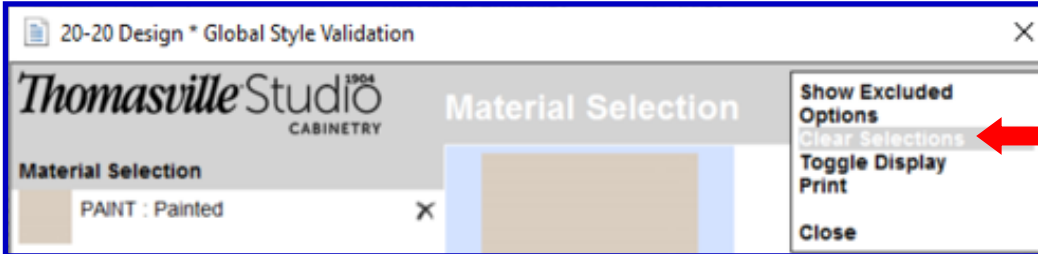
We refer to this as the hamburger icon.

Designer Handbook. [www.mbcidesignerhandbook.com](http://www.mbcidesignerhandbook.com)  
User Name: **homedepotus**  
Password: **Depot#1**

*See Next Page to continue:*

## GSV & Switching Items

Clicking this icon will reveal the drop down menu where you should be able to select “Clear Selections”.  
If Selections don’t clear, you may have to clear each line manually.



Once your selections have been cleared, you may proceed with your Switch Items function.



For any items that don’t auto switch, simply select the original item in the left column and see it light up “blue” on your floor plan. You can then locate the appropriate similar item in the new Catalog. Select and click Manual to replace. Do this with each item that did not Automatically Switch.

User code	Description:
F330	Fir 3W 30H
SLS33L	Super Sus 33 Lh
F330	Fir 3W 30H
SLS36R	Super Sus 36 Rh
BP9634.5CRSGR	Back Pnl 96W 34.5H Crsgr
BP9634.5CRSGR	Back Pnl 96W 34.5H Crsgr

Available catalogs:
Artison_29
Base
Fillers
Fillers
< [ ] >
<b>FB330 , Fir Base 3W 30H</b>
FB630 , Fir Base 6W 30H

Show all catalogs  
 Search by user code first

Automatic **Manual** Apply Delete Undo OK Cancel Help

*Thomasville Cabinetry  
Available only at Home Depot!  
We are Home Depot!*

