



January 2022
TH&A Monthly Training
www.THAHD.com

Thomasville Experience:
**Presetting Wall Heights and
Cabinet Top Alignment**

Do you have a
20-20 question?

Ask your
Thomasville Representative!

TH&A

Todd Haley & Associates

Your Store Representative**Ginny Edens**

770-424-7518 office

gedens@toddhaley.com

Adam Johnson

678-736-9934

ajohnson@toddhaley.com

Paul Cunningham

615-681-2686 cell

pcunningham@toddhaley.com

Thomas D. Clarke CKD

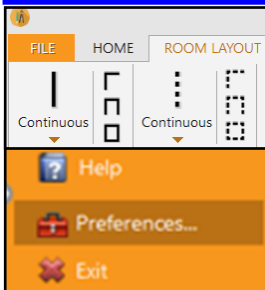
225-240-0529 cell

tclarke@toddhaley.com

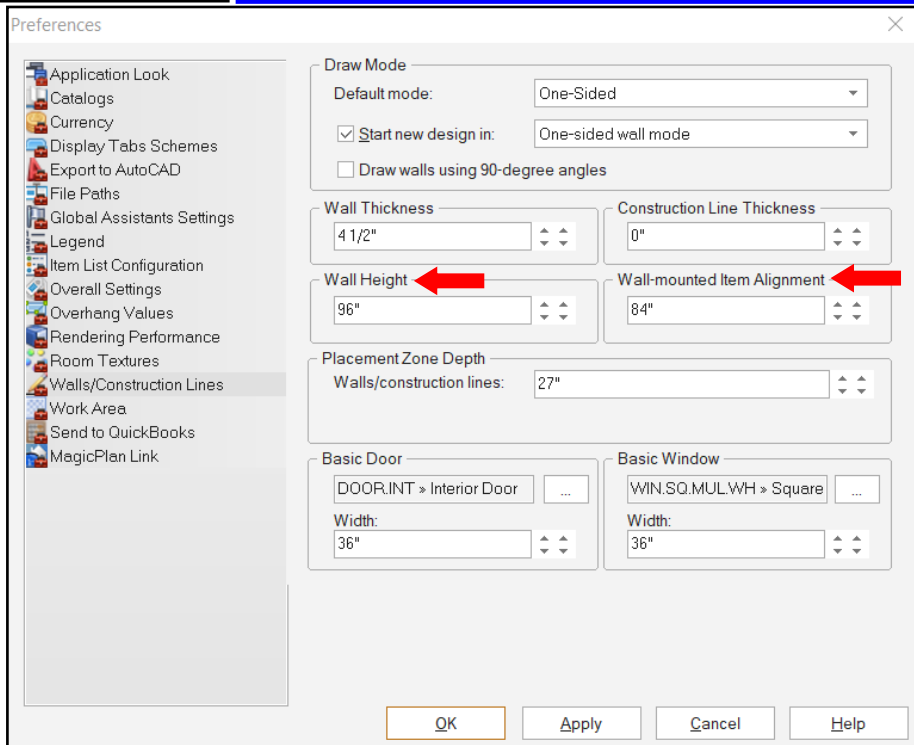
**Thomasville Experience:
Presetting your Wall Heights and Cabinet Top Alignment**

Always **DWYSBO**, Design With Your Spec Book Open!

By Default, your wall heights are set to 96" with a
84" wall cabinet top alignment.
Under File, locate Preferences and Select.



Locate the Walls/Construction Lines in
menu drop down list and note Wall
Height and
Wall-mounted Item Alignment



Designer Handbook. www.mbcidesignerhandbook.com

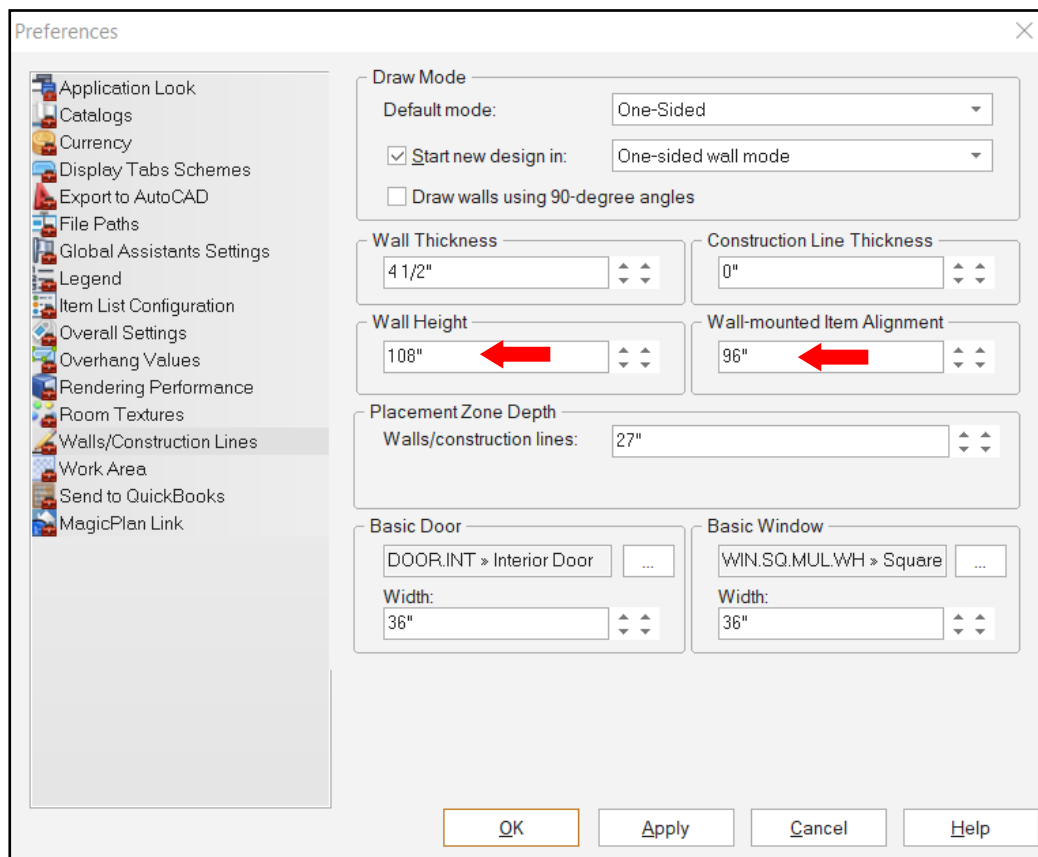
User Name: homedepotus

Password: Depot#1

See Next Page to continue:

Presetting your Wall Heights and Cabinet Top Alignment

Change your wall Height and Top Alignment of the cabinets you plan on using for this design. In this case, the customer's walls are 108" and we are using 42" wall cabinets. So top alignment will be 96".



This tip will save you time if you set up your preferences prior placing any walls.

*Thomasville Cabinetry
Available only at Home Depot!
We are Home Depot!*

