



December 2021
 TH&A Monthly Training
www.THAHD.com

Thomasville Experience:
**Enhancing Floor Plan
 and Elevation Views**

Do you have a
 20-20 question?

Ask your
 Thomasville Representative!

TH&A

Todd Haley & Associates

Your Store Representative

Thomas D. Clarke CKD

225-240-0529 cell

tclarke@toddhaley.com

Adam Johnson

678-736-9934

ajohnson@toddhaley.com

Ginny Edens

770-424-7518 office

gedens@toddhaley.com

Paul Cunningham

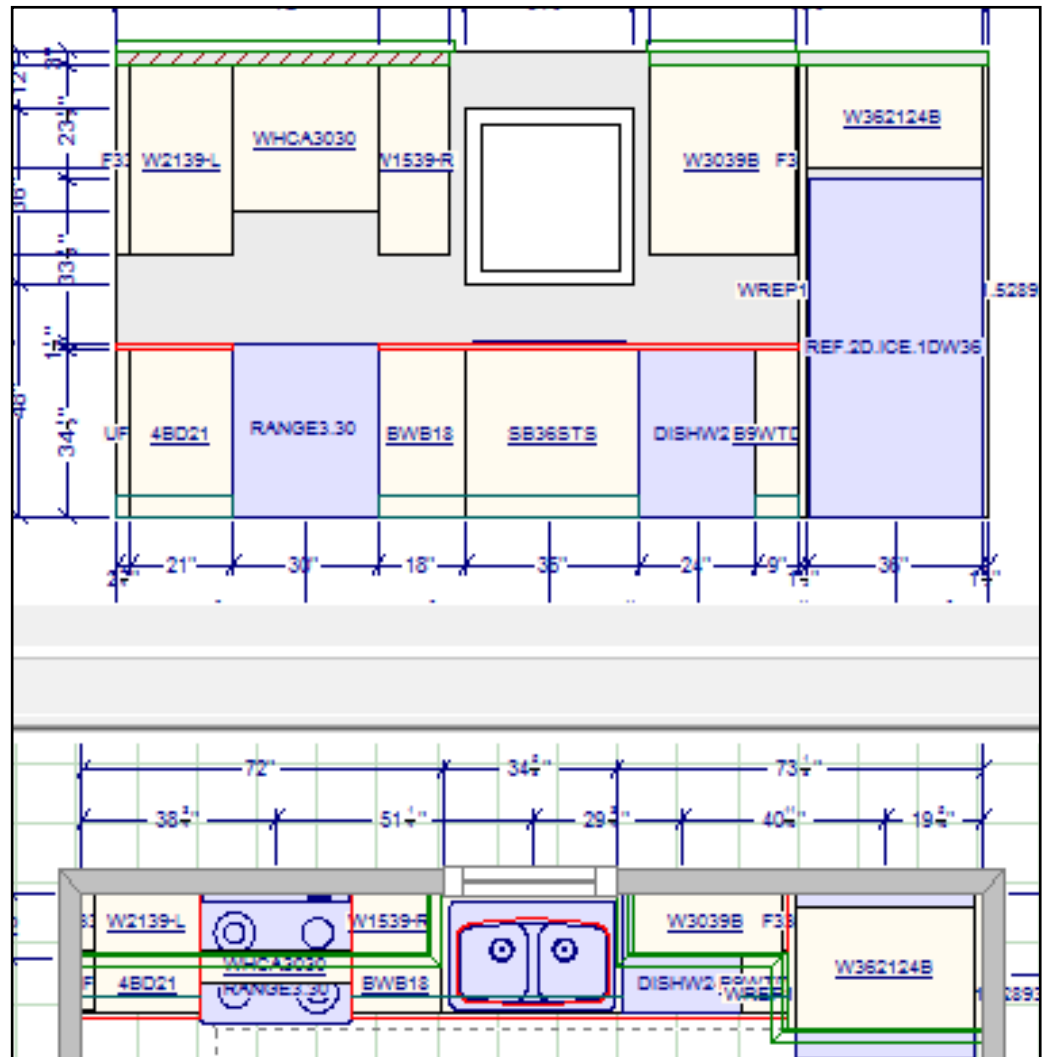
615-681-2686 cell

pcunningham@toddhaley.com

**Thomasville Experience:
 Enhancing Floorplan and Elevation Views**

Always **DWYSBO**, Design With Your Spec Book Open!

**By Default, your 2020 Floor Plan
 and Elevation Views are boring!**



Designer Handbook. www.mbcidesignerhandbook.com

User Name: **homedepotus**

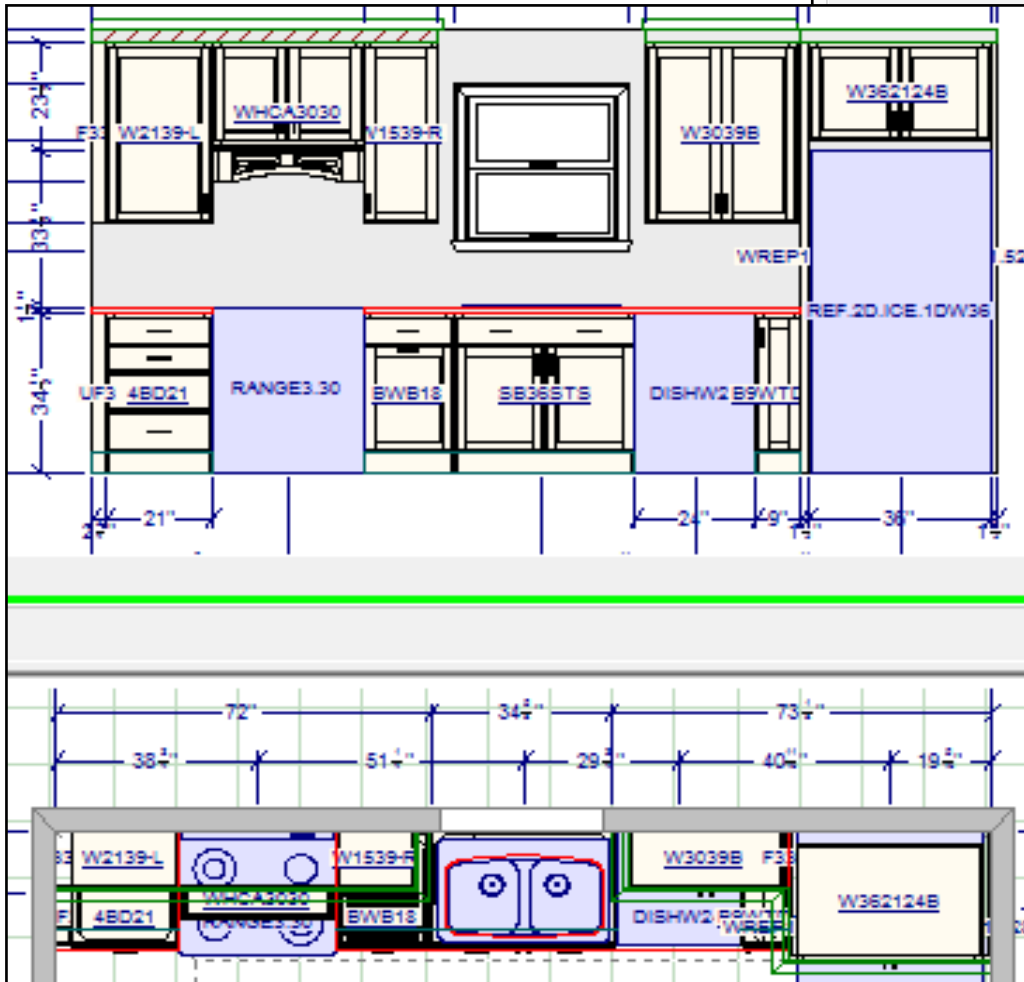
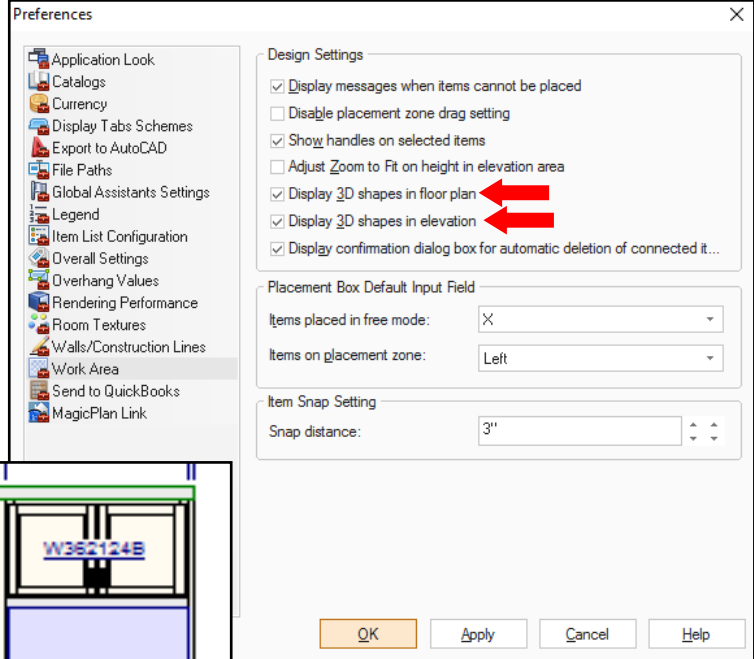
Password: **Depot#1**

See Next Page to continue:

Enhancing Floorplan and Elevation Views

Enhance these views by following these simple steps.

- From your Menu Bar, select: File, Preferences, Work Area
- Locate the Display 3D shape in floor plan & elevation and select
- Click Apply, OK.



Your Customer now has a more realistic view of what the door - drawer alignment will look like in the completed kitchen. This will also elevate you in your customer's eyes as someone that is very skilled in the use of the 2020 Design Software.

*Thomasville Cabinetry
Available only at Home Depot!
We are Home Depot!*

